



YEAR:

1-2



ADVENTURE • STORIES • CULTURE

Explore Your Corner

Year 1-2

NAME:



Explore your Corner: The Big Question and Challenge

How do we research, document and share knowledge about a special place in our local area?

This unit will guide a class through a research project to learn about and share their findings about a local natural environment. Students have the opportunity to upload a natural inventory of their study area onto the Swag Family website as a Share your corner: fact card. The card will include living and non-living things, cultural history, geography, weather and images or drawings. This will be displayed for other students to see on a specially created map of Australia on the website. A strong throughline explores Aboriginal and Torres Strait Islander perspectives.

What are Australia's seasons?

How do Aboriginal and Torres Strait Islander peoples describe seasons?

Swag Family Weather Watch

The Swag Family will record and share the weather every time they share a video report on the expedition. Record these weather observations for the last 3 reports in the table below:

Date			
Weather			

The Swag Family's location during these weather reports is: _____

The season where they are is: _____

My Weather Watch

Record your local weather observations for the last 3 reports in the table below:

Date			
Weather			

My location is: _____

The season where I am is: _____

Compare the Swag Family weather and my weather: _____

The weather where I am is the _____ (same / different) because

Other ideas: _____

The Swag Family Animal & Plant Inventory

During the expedition the Swag Family will be uncovering, stumbling over, coming face to face with, and asking the locals about all sorts of amazing animals and plants from across Australia. Create an inventory of Australian animals and plants using the weekly reports. (from the "Official Student Journal")

Animal	Location found	Habitat	Interesting Facts

Plant	Location found	Habitat	Interesting Facts

My Corner Animal & Plant Inventory

You have probably found all sorts of amazing animals and plants. Create an inventory of your corner's animals and plants.

	Tally (can be approximate)	Names (if known)
Insects		
Birds		
Trees		
Flowers		
Grasses		
Mammals		
Non-living things		
Other		

Ecological Detective

A living thing that is growing. _____

Something that has changed. _____

Something that is non-living. _____

Something that is impossible to count. _____

Something you can't photograph. _____

A natural thing that could be used as a tool. _____

Something that shouldn't be there. _____

Something that won't be there in 100 years. _____

Something that is white. _____ yellow _____

Something with a cross symbol on it. *Collect it.*

A leaf larger than your hand laying on the ground. *Collect it.*

A fungi. What colour is it? _____ Does it smell? _____

By Naturebeinit.com

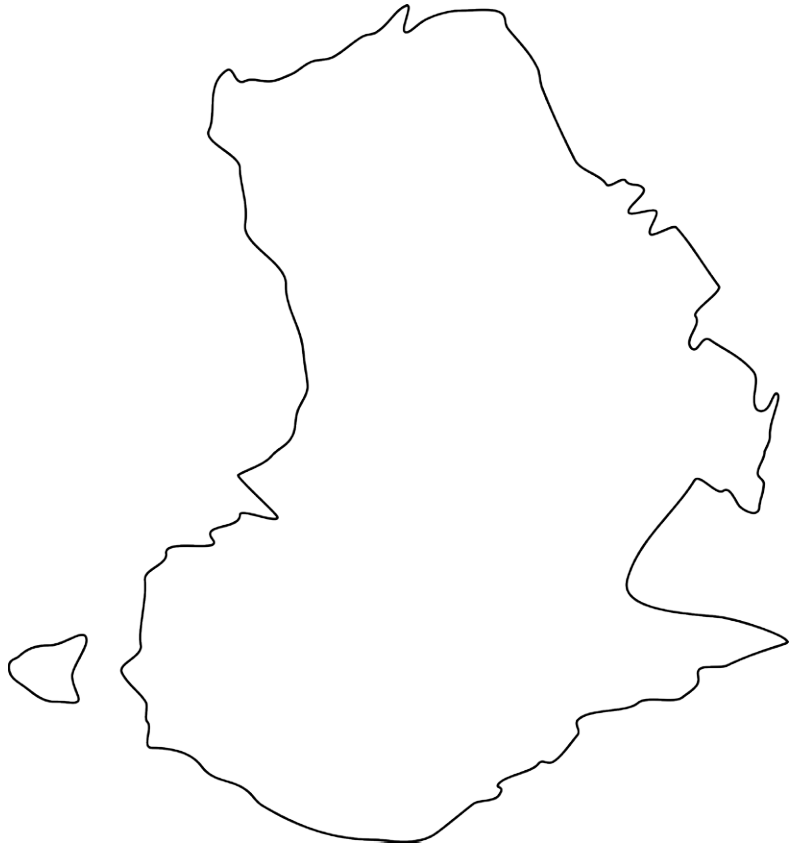
Nature. Be in It.

My Animal Research


Choose an animal to research further - you can even share your work on the Swag Family discussion board and find out about other animals from around Australia.

My animal is:

Research: _____



Where is it found in Australia (mark all the places):



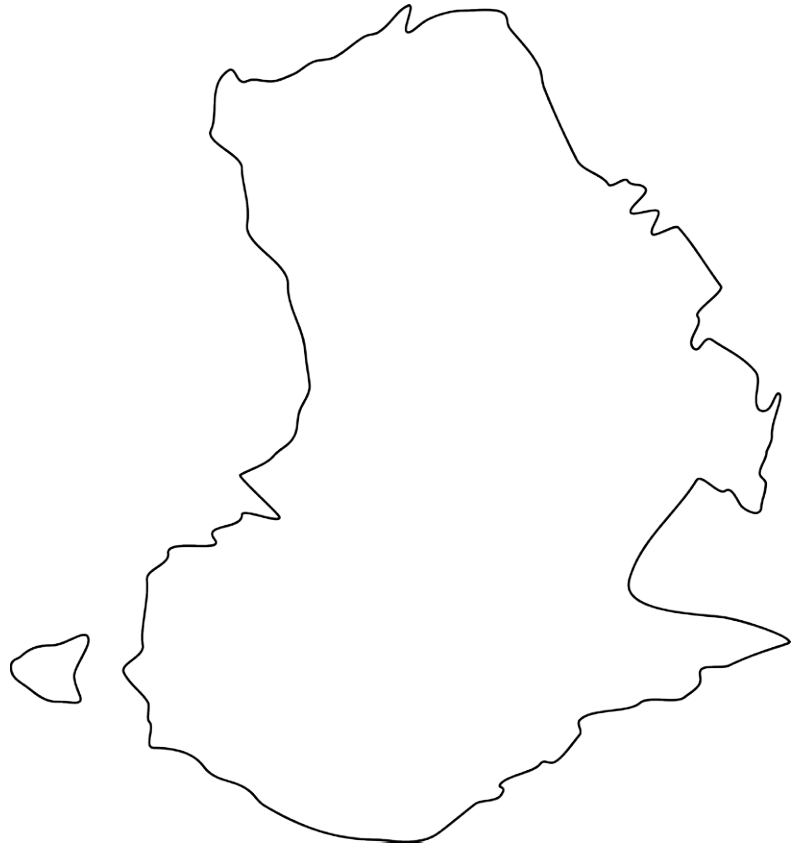
Picture of my animal:

My Plant Research


Chose a plant to research further - you can even share your work on the Swag Family discussion board and find out about other animals from around Australia.

My plant is:

Research:



Where is it found in Australia (mark all the places):




Picture of my plant:

**Draw a labelled diagram of a living thing with all its features.
Draft copy here.**


Where am I?

Draw your house



What street is your house on?

Draw a landmark from your place



What suburb, city or town are you in?

In what state or territory is your suburb, city or town? Colour and label the map of Australia with your state or territory. Add the capital cities.



Your Crest Design

Design a crest for your town which includes the story of its name. Don't forget to include the name of the town in your design.

**Draw a labelled diagram of a living thing with all its features.
Final copy here.**

Share Your Corner: Fact Card

Go to www.swagfamily.com.au to see what others have found and to upload your facts for all to see.

General description of your site.

For example, environmental features, land formations and habitat. (200 words max.)

Plants

1. _____ 2. _____
3. _____ 4. _____
5. _____

Animals

1. _____ 2. _____
3. _____ 4. _____
5. _____

Non-living features

1. _____ 2. _____
3. _____ 4. _____
5. _____

Description or drawing of seasonal changes for this area (200 words max)

Traditional owners name and connection to place (if known) (200 words max)

Historical and/or recent use (200 words max)

Web links to good research sites that were used (up to 10 entries)

- | | |
|----------|-----------|
| 1. _____ | 2. _____ |
| 3. _____ | 4. _____ |
| 5. _____ | 6. _____ |
| 7. _____ | 8. _____ |
| 9. _____ | 10. _____ |

Future use for the site (if known) (200 words)

Other comments about your corner (200 words max)

Swag Family Student Workbooks and Teacher Guides

Published by Adventure Learning Australia and the Bookend Trust, 2019 ©.

Content created by Adventure Learning Australia and Kara Spence Consulting.

Front and rear cover design by Patrick Badger Creative.

Other layout and design by Andrew McRae.

This workbook is best used by following the Swag Family expedition in 2019.

www.swagfamily.com.au

Where no credit is attributed to a photo or image it is sourced from Wikimedia Commons and is used as their license specifies, or it is uncredited and published with permission.

Fair copying of this publication is permitted for the purposes of teaching, review or research. Inquiries: Andrew Hughes, family@swagfamily.com.au

Special thanks to Kara Spence who has brought in ideas from her Nature. Be In It. program for our benefit. Also a big thanks to Rebecca Skeers at Webmistress and Patrick Badger Creative for generous support with design and website wonders. And high fives to teachers Sam Judd and Clare Stewart who donated their time to proofread and make suggestions.

This resource is made freely available to all Tasmanian Government schools thanks to the Tasmanian Department of Education. Find out more about the other organisations and individuals that have generously helped us make this adventure possible on the Swag Family website. We've worked hard to make this resource accurate and user friendly, but for the inevitable mistakes that remain we apologise in advance. To the teachers who introduce this adventure to their students, and to the students who take up the challenge, a very big thank you.



2019



swagfamily.com.au

**SWAG
FAMILY**

© Expedition Class
PO Box 68, Woodbridge TAS 7162 Australia
family@swagfamily.com.au
Tel. 0488 046 353

